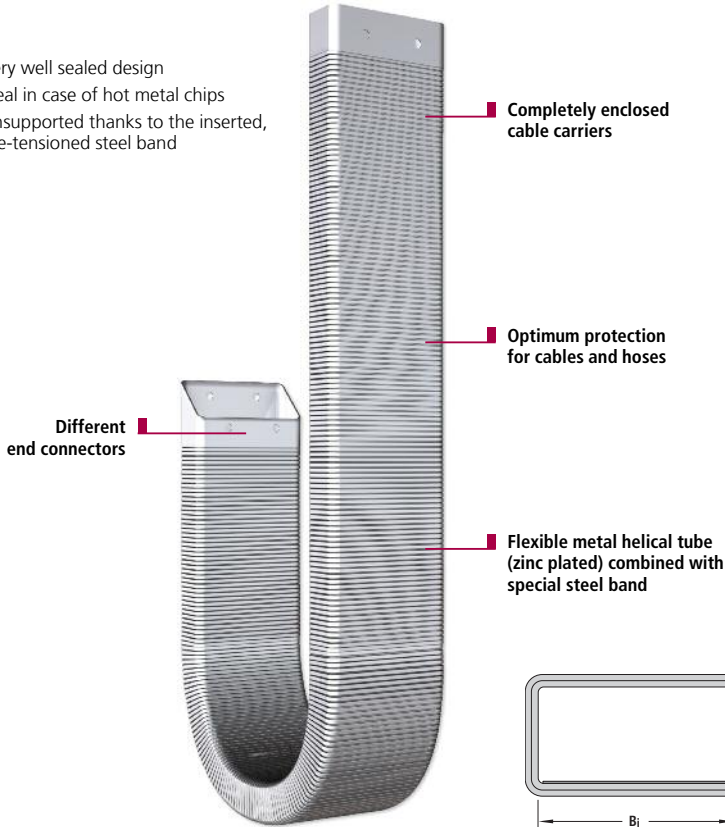




# MOBIFLEX

Enclosed cable carrier with flexible metal helical tube

- Very well sealed design
- Ideal in case of hot metal chips
- Unsupported thanks to the inserted, pre-tensioned steel band



MOBIFLEX

Inside heights



Inside widths



kabelschlepp.de

Fon: +49 2762 4003-0

Type	$h_i$	$B_k$	Maximum travel length in m	Dynamics of unsupported arrangement		Page
				Travel speed $v_{max}$ in m/s	Travel acceleration $a_{max}$ in m/s <sup>2</sup>	
MF 030.1	24	26	2.0	10	20	370
MF 050.1	24	45	3.0	10	20	370
MF 050.2	44	45	3.0	10	20	370
MF 080.1	40	80	3.5	10	18	370
MF 080.2	54	80	3.5	10	18	370
MF 080.3	78	80	3.5	10	18	370
MF 110.1	53	109	4.0	6	15	370
MF 110.2	73	109	4.0	6	15	370
MF 110.3	108	109	4.0	6	15	370
MF 170.1	72	170	5.0	6	12	370
MF 170.2	102	170	5.0	6	12	370
MF 170.3	167	170	5.0	6	12	370

Subject to change.

Dimensions in mm

OnlineEngineer.de  
Hersteller KABELSCHLEPP  
 Cable carrier configuration

# Types MF 030, 050, 080, 110, 170

## Dimensions, intrinsic weight and bend radius

Inside heights



Inside widths



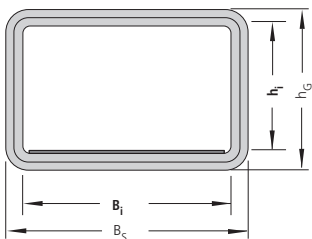
MOBIFLEX Type	B <sub>S</sub>	B <sub>I</sub>	h <sub>G</sub>	h <sub>I</sub>	Available bend radii KR			Weight G <sub>S</sub>	Shortening L <sub>VK</sub>
MF 030.1	30	26	30	24	80	-	-	1.2	45
MF 050.1	50	45	30	24	75	100	150	2.0	45
MF 050.2	50	45	50	44	110	150	200	2.5	80
MF 080.1	85	80	45	40	100	150	200	3.0	70
MF 080.2	85	80	60	54	150	200	250	3.5	95
MF 080.3	85	80	85	78	200	-	-	5.1	135
MF 110.1	115	109	60	53	150	200	250	4.8	95
MF 110.2	115	109	80	73	200	250	350	5.3	125
MF 110.3	115	109	115	108	300	-	-	6.6	180
MF 170.1	175	170	80	72	190	250	350	7.2	125
MF 170.2	175	170	110	102	250	300	400	8.2	175
MF 170.3	175	170	175	167	365	-	-	9.2	275

Stated bend radii = KR<sub>max</sub>

Dimensions in mm / Weight in kg/m

Tolerances specified by manufacturer: -20 to -30 mm

kabelschlepp.de



**Hose length (with loop):**  
 $L_{ES} \approx \frac{L_S}{2} + L_B$

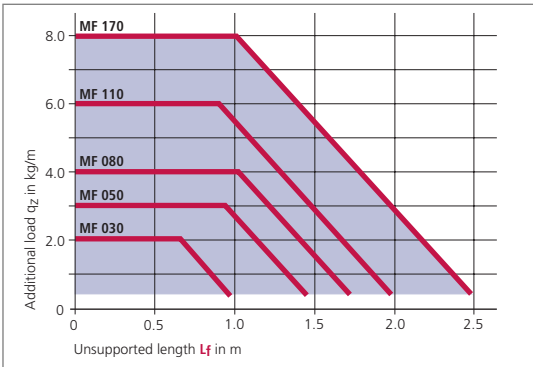
Bend length  
 $L_B = KR \cdot \pi + \text{Reserve (KR)}$

**Stretched hose length:**  
 $L_{gestr.} = L_{ES} - L_{VK}$

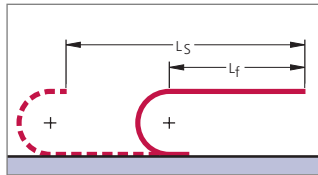
Hose shortening  
 $L_{VK} = h_G/2 \cdot \pi$

## Load diagram

for unsupported length L<sub>f</sub> depending on the additional load



## Unsupported length L<sub>f</sub>



Fon: +49 2762 4003-0

Use our free project planning service.

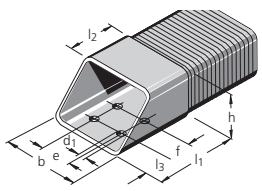
## Example of ordering

<b>Cable carrier</b>	<b>Connection</b>
MF 170.1 - 250 - 980	FSFI/MQF
MOBIFLEX Type	Connection Fixed point/Driver
Bend radius KR in mm	
Conduit length L <sub>S</sub> in mm (without connection)	

# Types MF 030, 050, 080, 110, 170

## Connection dimensions

### Diagonal flange connector – SF



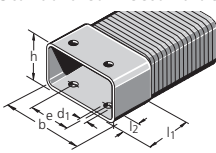
Type	b	h	e	f	d	l <sub>1</sub>	l <sub>2</sub>	l <sub>3</sub>
MF 030.1	34	34	–	40	9	120	60	10
MF 050.1	54	34	20	40	9	120	60	10
MF 050.2	54	54	20	40	9	120	60	10
MF 080.1	90	50	50	40	9	120	60	10
MF 080.2	90	65	50	40	9	120	60	10
MF 080.3	90	90	50	40	9	120	60	10
MF 110.1	120	65	80	40	9	120	60	10
MF 110.2	120	85	80	40	9	120	60	10
MF 110.3	120	120	80	40	9	120	60	10
MF 170.1	180	85	140	40	9	120	60	10
MF 170.2	180	115	140	40	9	120	60	10
MF 170.3	180	180	140	40	9	120	60	10

Inside heights  
24  
167

Inside widths  
26  
170

Dimensions in mm

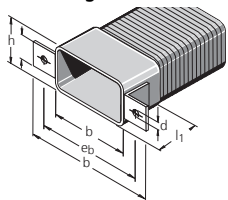
### Standard connector bracket – ST



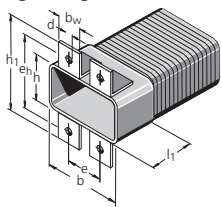
Type	b	h	e	e <sub>b</sub>	e <sub>h</sub>	d	l <sub>1</sub>	l <sub>2</sub>	b <sub>w</sub>	b <sub>1</sub>	h <sub>1</sub>
MF 030.1	34	34	–	56	56	9	60	20	20	74	74
MF 050.1	54	34	20	76	56	9	60	20	20	94	74
MF 050.2	54	54	20	76	76	9	60	20	20	94	94
MF 080.1	89	49	50	111	71	9	75	20	20	129	89
MF 080.2	89	64	50	111	86	9	75	20	20	129	104
MF 080.3	89	89	50	111	111	9	75	20	20	129	129
MF 110.1	119	64	80	141	86	9	95	20	20	159	104
MF 110.2	119	84	80	141	106	9	95	20	20	159	124
MF 110.3	119	119	80	141	141	9	95	20	20	159	159
MF 170.1	179	84	140	201	106	9	95	20	20	219	124
MF 170.2	179	114	140	201	136	9	95	20	20	219	154
MF 170.3	179	179	140	201	201	9	95	20	20	219	219

Dimensions in mm

### Cross flange connector bracket – QF

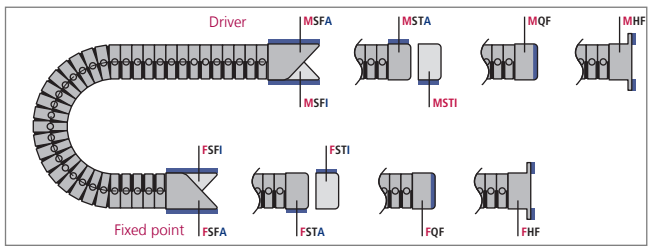


### High flange bracket – HF



Front flange connectors can be supplied in accordance with customer drawings.

## Connection variants



The connectors SF, ST, QF and HF can be combined.

When ordering please specify the desired connection type (see ordering key on page 423).

kabelschlepp.de

Fon: +49 2762 4003-0

OnlineEngineer.de  
The online engineer for cable carrier configuration